



MAXUS

G10

EXECUTIVE

★ WESTSTAR







A nighttime photograph of a cityscape. In the foreground, a modern bridge with a glass railing and a metal handrail runs diagonally across the frame. The bridge is illuminated with a greenish light. In the background, a river flows, and a city skyline is visible with various buildings, including a prominent tower with a spire. The sky is dark, and the city lights create a warm glow.

ENTER THE WORLD OF SOPHISTICATION

The Maxus G10 Executive represents the perfect synergy of sophistication in technology, power and safety in the form of a luxury 10 seater that is able to adapt to situations and terrains, balancing elegance and might.



OPENING DOORS EVERYWHERE YOU GO

The G10 Executive takes beauty and style to the next level by integrating quality and function into every design element, resulting in a truly elegant vehicle that provides a superior driving experience.

The Dual Intelligent Automatic Opening Doors with Anti-Squeeze technology is a testament to the G10 Executive's safety and convenience. This technology ensures a safe experience with automatic sliding doors, which minimizes mishaps.



A close-up, low-angle shot of the rear of a dark-colored car. The focus is on the taillight assembly, which features a complex, multi-lens design with a prominent horizontal light bar at the bottom. The car's body panels are visible, showing a sleek, modern design. The background is dark and out of focus.

ENJOY A TOUCH
OF ELEGANCE




The headlamps washers include the AFS (Adaptive Front-Light System), equipped with auto clean and auto levelling functions to keep your path well lit regardless of the driving conditions.



A low-angle, upward-looking photograph of several Gothic cathedrals. The stone structures, featuring intricate carvings and pointed arches, rise steeply from the bottom corners towards the center. The sky is a pale blue with soft, white clouds. The text "REACHING FOR THE SKIES" is centered in the upper half of the image.


REACHING FOR
THE SKIES



The Front Electric Sunroof and Twin Rear Panoramic Glass Roof are designed to a brighter cabin, giving added clarity and merriment into every journey together.

TRANSFORMING
YOUR DRIVE





The G10 Executive include features that simplify and eases the driver's decision-making process with technological advancements such as the Push Start Button, Remote Keyless System and Energy Absorbing Steering Wheel.

PARKING MADE SIMPLE

PARKING SENSORS

The G10 Executive's front and rear parking sensors are the perfect accompaniments to make parking a more convenient process, minimising the risk of accidental damage and scratches.



360° SURROUND VIEW LIVE MONITORING

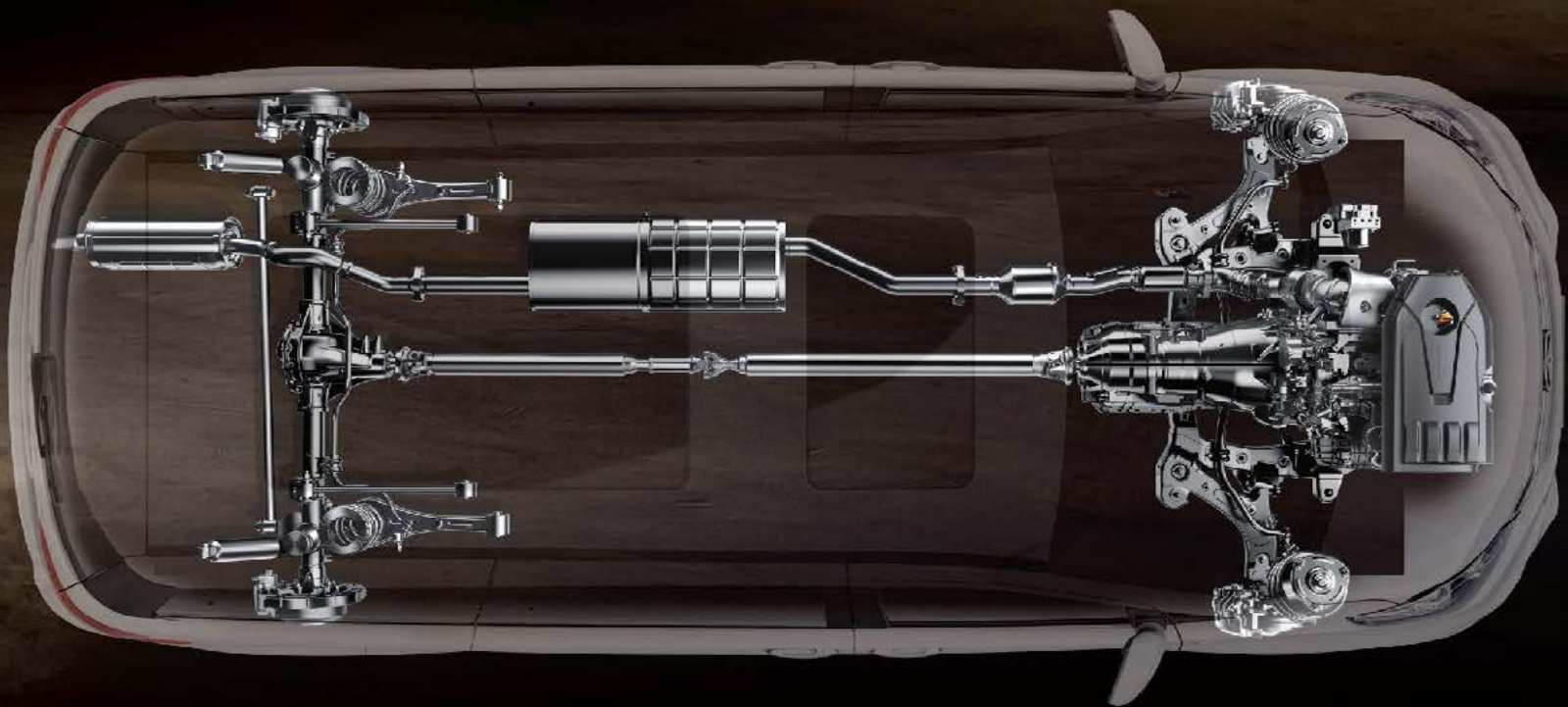
The G10 Executive comes equipped with this feature to ensure a safer driving experience, giving you an extended view of the obstructions and adjacent cars in your driving environment.



COMPREHENSIVE COVERAGE



The chassis utilises a combination of the Macpherson Independent Suspension system and Hydraulic Power-Assisted Steering system to ensure a well-controlled and smooth driving experience that is complemented by the G10 Executive's superior technology, boosting the safety and convenience for your ultimate drive.



KEEPING
QUALITY
CONSISTENT



One unique feature of the G10 Executive is the Nivomat Self-Levelling Rear Suspension that regulates the level of your drive even with heavy loads in the trunk so you can enjoy a smoother drive while keeping your car in the best condition.





UNLEASH THE SPEED



Far from a conservative drive, the G10 Executive allows you to accelerate from 0 to 100km/h in 10.2 seconds with a top speed of 190km/h. It comes well equipped with a turbocharged 2.0L engine that puts a 3.0L V6 engine to shame.



A SMOOTH DRIVE

The raw power of the engine is regulated and tamed through the ZF 6 Speed Automatic Transmission developed by the world renowned ZF Friedrichshafen AG, creating a smooth and efficient riding experience.

This results in a seamless power output and rapid response to gear shifting, allowing you to indulge in the ultimate driving experience.





TAKING YOUR SAFETY SERIOUSLY

The Bosch ESP 9.1 takes the G10 Executive to an entirely new level, being the latest generation in electronic stabilisation that automatically improves the vehicle stability through the detection of risks and regulation of brakes to reduce the loss of traction.








A SERENE DRIVING EXPERIENCE

The G10 Executive's safety features are well integrated, beginning from the structure itself with the High Strength Frameless Body and High Rigidity Front Door Impact Beam, extending all the way to safety systems such as the Anti Brake-Lock System (ABS), Hydraulic Braking Assists (HBA) and Electronic Brakeforce Distribution (EBD) that promotes a safe and tranquil driving experience.

A LUXURIOUS ATMOSPHERE



The rich white finish on the leather dashboard lends a professional and luxurious feel to the ambience inside the G10 Executive that takes your driving experience to the next level.







COMFORT BEYOND COMPARE

The plush leather seats provide more than a luxurious comfort for the driver and all the passengers, allowing you to change the configuration of the seats in a number of ways to adapt to your driving needs.

The Ultimate Luxury

Sit back and bask in the apex of luxury with the G10 Executive's Pilot Massage System for the front passenger seats to make the most from every journey.





- ① 15" SMART INTERACTIVE TOUCHSCREEN
- ② SMARTPHONE SYNCHRONIZATION
- ③ MULTI FUNCTIONAL DISPLAY
- ④ MULTI FUNCTIONAL STEERING WHEEL
- ⑤ LEATHER TRIM IP
- ⑥ LUXURY LEATHER SEATS
- ⑦ CENTRAL CONSOLE
- ⑧ SPACIOUS COCKPIT

ENTERTAINMENT AT ITS BEST

The entertainment system is designed with a radio, a 16.5" High-Resolution Smart Interactive Touch Screen, a ceiling-mounted 10" LED Screen and a high-quality 6-speakers audio system that is guaranteed to keep the passengers and driver entertained through long journeys.



REDEFINING SPACE

The foldable seating of the G10 allows for a dynamic and spacious storage, optimising the adaptive nature of the 10-seater allow you to prioritise storage or seats as you need.

Automating Your Storage

For added convenience, the G10 Executive offers the Hands-Free Easy Open Trunk that allows the driver to open the trunk with just a sweep of the foot.



SELECT YOUR FUTURE DRIVE

Choose from the 5 magnificent colours available
to suit your style preferences and tastes.

Champagne Gold



Lava Grey



Blanc White



Sapphire Blue



Obsidian Black



Combining Advantage of Fortune 500 Suppliers



- | | | | | | |
|---|---|---|--|--|--|
| 1 6AT Automatic Gearbox
BMW 3 series, 5 series, Passat | 5 Console Assembly
Lacrosse, Audi A6 | 9 Starter, Generator
Mercedes Benz, Cadillac | 13 Front and Rear Shock Absorber
Audi, GM, VW | 17 Transmission Shaft
Mercedes Benz, BMW, VW | 21 Harness
Tiguan, Touran |
| 2 Dash Board Accessories
Lacrosse, GLB | 6 Door Lock System
VW, GM | 10 Clutch
Mercedes Benz, BMW | 14 Tire
Mercedes Benz GLK, BMW X3 | 18 Fuel Pump Assembly BCM
GM, Roewe | 22 Sunproof
GM GL8, BMW X1 |
| 3 Steering Knuckle, Brake Disk
Passat, Buick SUV | 7 Cooling System
Lacrosse, VW | 11 Air-Condition
VW, GM | 15 Chassis Tuning
Aston Martin, Jaguar, Audi | 19 ABS & ESP, Airbag, ECU
Cadillac, Audi A4, A6 | 23 Inside and Outside
Opening Handles
Mazda, Honda |
| 4 Steering Column
Mercedes Benz, BMW | 8 Power Steering Gear
Hyundai, GM | 12 Front Brake Caliper, Vacuum Booster
and Master Cylinder Assembly
GLB, Cadillac | 16 Exhaust System
Skoda | 20 Fuel Filler CAP Lock Actuator
Lacrosse, Touran | |

SPECIFICATIONS

Model	G10 Executive	
Basic Parameter		
Number of Seats	10 seats	
Length * Width * Height (mm)	5168*1980*1928	
Wheelbase	3198	
Weight (kg)	2170	
Power Train		
Engine Type	2.0TGI	
Transmission	6AT	
Max. Power (kW)	165	
Max. Torque (Nm)	345	
Combined Consumption (mixed)	10.3	
Chassis		
Front Suspension	Macpherson Independent Suspension	
Rear Suspension	Niwomat	
Steering System	Hydraulic Power Assisted Steering	
Brake System	Front Ventilated Discs/Rear Discs	
Exterior		
HID Headlamp	●	
HID Lamp Auto Clean	●	
LED Daytime Running Lights	●	
LED Taillight	●	
Adaptive Front-Light System with Auto Function	●	
Rain Sensing Wiper	●	
LED High-Mounted Stop Light	●	
Power Windows for Front Passenger	●	
Dual Intelligent Auto Sliding Door with Anti-Squeeze	●	
Twin Rear Panorama Glass roof	●	
Front Electric Sunroof	●	
Chrome Exterior Handle	●	
18-inch Aluminium Rim	●	
Full Body Kit with Rear Roof Spoiler	●	
Rear Auto Door	●	
Interior		
Trim Colour	Beige Leather	
Central console	●	
Front Pop-Out Cup holder	●	
Door Pockets with Bottle Holder	●	
Luxury Leather Seat	●	
Adjustable Driver Seat	●	
Adjustable Rear Seats (on rails)	●	
Coat Hooks	●	
Massage seats	●	

Model	G10 Executive	
Safety and Security		
High Strength Frameless Body		●
High Rigidity Front Door Impact Beam		●
Energy Absorbing Steering Wheel		●
ESP + HBA + RMI		●
ABS + EBD		●
TPMS		●
Driver and Front Passenger Airbags		●
Child Seat Anchor Points (ISOFIX)		●
Auto Lock & Unlock		●
Engine Immobiliser		●
Rear Window Heater		●
Rear Wiper		●
Technology Equipment		
Keyless Entry with Remote		●
Push Start Button		●
Multifunction Steering Wheel		●
Anti-glare Rearview Mirror		●
360° Surround View 'Live' Monitoring		●
Cruise Control		●
Front Parking Sensor		●
Rear Parking Sensor		●
Reverse Camera		●
Bluetooth		●
Multi-functional Info display		●
220V Power Supply		●
Air Conditioning		
Air Conditioning with Front Rear Split Control		●
Rear Individual A/C Ventilation with LED Reading Lights		●
Entertainment System		
Radio + MP5 + AUX		●
High Resolution smart interactive Touch Screen (15")		●
Ceiling-Mounted LED Screen (10.1")		●
6-Speakers Audio System		●
Car-Link HMI System		●



MAXUS

WESTSTAR MAXUS SDN BHD (733212-A)
Member of The Weststar Group



Weststar Maxus



WeststarMaxusMy



SHOWROOMS

CENTRAL REGION -

- No 366, Jalan Tun Razak, 50400 Kuala Lumpur. Tel: 03 2143 3331
- No 55 Jalan Maarof, Bangsar, 59000 Kuala Lumpur. Tel: 03 2202 2075
- No 27, Jalan Perintis U1/52, Glenmarie Temasya, Seksyen U1, 40150 Shah Alam, Selangor. Tel: 03 5567 9242

EASTERN REGION -

- Lot 568, Jalan Long Yunus, 15200 Kota Bharu, Kelantan. Tel: 09 740 6293

SOUTHERN REGION -

- No G34, Jalan Kolam 2, Taman Nong Chik, 80200 Johor Bahru, Johor. Tel: 07 207 1333
- No 1C, Jalan Johor Jaya, Taman Perindustrian Plentong, 81750 Johor Bahru, Johor. Tel: 07 364 9993

NORTHERN REGION -

- No 9, 11 & 11A, Jalan Bukit Minyak Utama 2, Taman Bukit Minyak Utama, 14000 Bukit Mertajam, Penang. Tel: 04 530 0803
- No 2118, Lot 2415 Lebuhr Darulaman, 05150 Alor Setar, Kedah. Tel: 04 735 5785

VEHICLE/PHOTOS SHOWN ARE FOR ILLUSTRATION PURPOSES ONLY AND MAY DIFFER FROM THE ACTUAL SPECIFICATIONS.