

MAXUS

G10 SUPREME

★ WESTSTAR

INTRODUCING THE ALL-NEW MAXUS G10 SUPREME



The Maxus G10 Supreme represents the perfect synergy of raw power and sophistication in technology in the form of a luxury 10-seater that is able to adapt to situations and terrains in comfortable luxury.

VEHICLE PHOTOS SHOWN ARE FOR ILLUSTRATION PURPOSES ONLY AND MAY DIFFER FROM THE ACTUAL VEHICLE DESCRIPTIONS.



SLEEK. SAFE AND ADAPTABLE

The unrivalled design elements extend far beyond the exterior of this ultimate drive, combining utilitarian adaptive seating, storage space, handling system, powerful engine and safety technology, all of which contributes to the sleek and stylish outlook of the G10 Supreme








BEYOND SIMPLE AESTHETICS

The HID headlamps come included with the AFS (Adaptive Front-Light System). The auto levelling function assists in keeping your path well-lit regardless of the driving conditions load.



The G10 Supreme sports a set of 18-inch aluminium rims that allows for a more aggressive acceleration, stopping and improves heat dissipation from the brake components, resulting in better control of your vehicle

The Front Electric Sunroof and Twin Rear Panoramic Glass Roof stimulates a brighter cabin, creating an improved experience for the driver and passengers of the G10 Supreme





- 
- A detailed view of the rear interior of a vehicle, showing three rows of seats upholstered in dark blue/black Nappa leather with prominent red contrast stitching. The seats feature a quilted hexagonal pattern on the lower backrests. The ceiling is light-colored with recessed LED lighting. The overall atmosphere is one of high-end luxury and comfort.
- ① 15" SMART INTERACTIVE TOUCHSCREEN
 - ② APPLE CARPLAY READY MULTIMEDIA SYSTEM
 - ③ MULTI-FUNCTIONAL DISPLAY
 - ④ MULTIFUNCTION STEERING WHEEL TRIMMED IN NAPPA LEATHER
 - ⑤ SYNTHETIC LEATHER UPPER DASHBOARD WITH CONTRAST STITCHING
 - ⑥ CARBON FIBRE DASH TRIM
 - ⑦ DIGITAL CENTRAL CONSOLE
 - ⑧ SPACIOUS COCKPIT

COMFORT AND FLEXIBILITY

The plush Nappa leather seats provide more than luxurious comfort for the driver and all the passengers, allowing you to change the configuration of the seats in a number of ways to adapt to your driving mode

CONVENIENCE AT ITS FINEST

The G10 Supreme include features that simplify and eases the driver's decision-making process with technological advancements such as the Push Start Button, Keyless Entry with Remote and Cruise Control





The entertainment system is designed with a radio, a 15" inch High-Resolution Smart Interactive Touch Screen, a high-quality 6-speaker Audio System and is also Apple Carplay ready that is guaranteed to keep the driver and passengers entertained throughout the journey

A dramatic night scene of a winding asphalt road through a dark, rocky landscape. A car is driving away from the viewer, its headlights illuminating the path ahead and its taillights leaving a long, vibrant red and white light trail that curves along the road. The road leads into a dark tunnel opening in the distance. The overall mood is mysterious and emphasizes speed and performance.

POWERFUL AND EFFICIENT




225 HP | TURBOCHARGED | TGI

Accelerate from 0 to 100km/h in 10.2 seconds with a top speed of 220km/h. The G10 Supreme comes well equipped with a turbocharged 2.0L engine that puts a 3.0L V6 engine to shame without the additional fuel consumption

SMOOTH AND SEAMLESS



ZF 6 SPEED AUTOMATIC TRANSMISSION

The power of the engine is well-regulated through the ZF 6 Speed Automatic Transmission for a smooth and efficient riding experience developed by the world renowned ZF Friedrichshafen AG. This results in a seamless power output and rapid response to gear shifting, resulting in the ultimate driving experience



SAFETY AND STABILITY AT ITS CORE

The chassis utilises a combination of the Macpherson Independent Suspension system and Hydraulic Power-Assisted Steering system to ensure a well-controlled and smooth driving experience that is complemented by the G10 Supreme's superior technology, boosting the safety and convenience for your ultimate drive



A SAFE DRIVE FOR THE FAMILY

The G10 Supreme's safety features are well integrated, beginning from the structure itself with the High Strength Frameless Body and High Rigidity Front Door Impact Beam and extends to safety systems such as the Anti Brake-Lock System (ABS), Hydraulic Braking Assists (HBA) and Electronic Brakeforce Distribution (EBD) that promotes a safe and tranquil driving experience


ELECTRONIC STABILISATION PROGRAM



One unique safety feature of the G10 Supreme is the Bosch ESP 9.1, the latest generation in electronic stabilisation that automatically improves the vehicle stability through the detection of risks and regulation of brakes to reduce the loss of traction

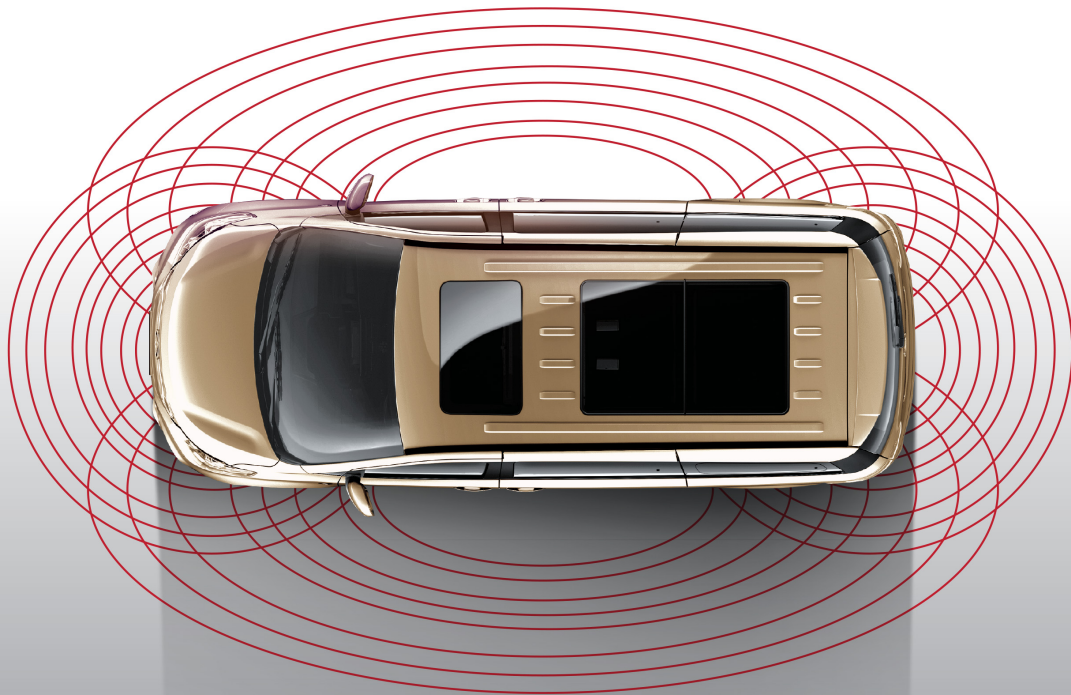
PARKING SENSORS

The G10 Supreme's front and rear parking sensors are the perfect accompaniment to make parking a more convenient process, minimising the risk of accidental damage and scratches



360° SURROUND VIEW LIVE MONITORING

The G10 Supreme comes equipped with this feature to ensure a safer driving experience, giving you an extended view of the obstructions and adjacent cars in your driving environment






SPACIOUS AND DYNAMIC

The foldable seating of the G10 allows for a dynamic and spacious storage, optimising the adaptive nature of the 10-seater allow you to prioritise storage or seats as you need

AUTOMATING YOUR STORAGE

For added convenience, the G10 Supreme offers the Automatic Easy Open Trunk that allows the driver to open the trunk with just a press of the button





Dual Intelligent Auto Sliding Doors

The Dual Intelligent Auto Sliding Doors with Anti-Squeeze is a statement to be G10 Supreme's safety. This technology ensures a safe experience with automatic sliding doors which minimizes minor mishaps and welcomes you into the car gracefully.

The G10 Supreme also now comes equipped with an Automatic Retractable Sidestep*. This feature ensures easy access for you to enter and also exit the vehicle



Automatic Retractable Sidestep* (Left side only)

COLOURS

Choose from the 5 magnificent colours available
to suit your style preferences and tastes.

Lava Grey



Aurora Silver



Blanc White




Obsidian Black



Champagne Gold



Combining Advantage of Fortune 500 Suppliers



- | | | |
|---|---|--|
| 1 6AT Automatic Gearbox
BMW 3 series, 5 series, Passat | 4 Console Assembly
Lacrosse, Audi A6 | 7 Starter, Generator
Mercedes Benz, Cadillac |
| 2 Dash Board Accessories
Lacrosse, GLB | 6 Door Lock System
VW, GM | 10 Clutch
Mercedes Benz, BMW |
| 3 Steering Knuckle, Brake Disk
Passat, Buick SUV | 7 Cooling System
Lacrosse, VW | 11 Air-Condition
VW, GM |
| 4 Steering Column
Mercedes Benz, BMW | 8 Power Steering Gear
Hyundai, GM | 12 Front Brake Caliper, Vacuum Booster and Master Cylinder Assembly
GLB, Cadillac |
| | | 15 Front and Rear Shock Absorber
Audi, GM, VW |
| | | 16 Tire
Mercedes Benz GLK, BMW X3 |
| | | 18 Chassis Tuning
Aston Martin, Jaguar, Audi |
| | | 19 Exhaust System
Skoda |
| | | 17 Transmission Shaft
Mercedes Benz, BMW, VW |
| | | 21 Fuel Pump Assembly BCM
GM, Roewe |
| | | 22 ABS & ESP, Airbag, ECU
Cadillac, Audi A4, A6 |
| | | 23 Fuel Filler CAP Lock Actuator
Lacrosse, Touran |
| | | 24 Harness
Tiguan, Touran |
| | | 25 Sunproof
GM GL8, BMW X1 |
| | | 26 Inside and Outside Opening Handles
Mazda, Honda |

SPECIFICATIONS

Model	G10 SUPREME	
Basic Parameter		
Number of Seats	10	
Length * Width * Height (mm)	5168*1980*1928	
Wheelbase	3198	
Weight (kg)	2170	
Power Train		
Engine Type	2.0TGI	
Transmission	6AT	
Max. Power (kW)	165	
Max. Torque (Nm)	345	
Combined Consumption (mixed)	10.3	
Chassis		
Front Suspension	Macpherson Independent Suspension	
Steering System	Hydraulic Power Assisted Steering	
Brake System	Front Ventilated Discs/Rear Discs	
Exterior		
HID Headlamp	●	
Headlamp Washers	●	
Daytime Running Lights	●	
Tailight	●	
Adaptive Front-Light System with Auto Function	●	
Rain Sensing Wiper	●	
High-Mounted Stop Light	●	
Power Windows for Front Passenger	●	
Dual Intelligent Auto Sliding Door with Anti-Squeeze	●	
Twin Rear Panorama Glass roof	●	
Front Electric Sunroof	●	
Chrome Exterior Handle	●	
18-inch Aluminium Rim	●	
Full Body Kit with Rear Roof Spoiler	●	
Interior		
Trim Colour	Dark Leather	
Central console	●	
Front Pop-Out Cup holder	●	
Door Pockets with Bottle Holder	●	
Luxury Leather Seat	●	
Adjustable Driver Seat	●	
Adjustable Rear Seats (on rails)	●	
Coat Hooks	●	

Model	G10 SUPREME	
Safety and Security		
High Strength Frameless Body		•
High Rigidity Front Door Impact Beam		•
Energy Absorbing Steering Wheel		•
ESP + HBA + RMI		•
ABS + EBD		•
TPMS		•
Driver and Front Passenger Airbags		•
Child Seat Anchor Points (ISOFIX)		•
Auto Lock & Unlock		•
Engine Immobiliser		•
Rear Window Heater		•
Rear Wiper		•
Technology Equipment		
Keyless Entry with Remote		•
Push Start Button		•
Multifunction Steering Wheel		•
Anti-glare Rearview Mirror		•
360° Surround View 'Live' Monitoring		•
Cruise Control		•
Front Parking Sensor		•
Rear Parking Sensor		•
Reverse Camera		•
Bluetooth		•
Multi-functional Info display		•
220V Power Supply		•
Air Conditioning		
Air Conditioning with Front Rear Split Control		•
Rear Individual A/C Ventilation with Reading Lights		•
Entertainment System		
Radio + MP5 + AUX		•
High Resolution smart interactive Touch Screen (15")		•
Ceiling-Mounted Screen (10.1")		•
6-Speakers Audio System		•
Car-Link HMI System		•

MAXUS

WESTSTAR MAXUS SDN BHD (733212-A)
Member of The Weststar Group



Weststar Maxus



WeststarMaxusMy



Weststar Maxus Channel



Visit www.weststarmaxus.com to book a test drive

* Terms and conditions apply

VEHICLE/PHOTOS SHOWN ARE FOR ILLUSTRATION PURPOSES ONLY AND MAY DIFFER FROM THE ACTUAL SPECIFICATIONS.